


## Step-1

Firefox | Sign\_in | PeopleSoft-UETP

cms.nwfpuet.edu.pk/psp/hracs9/?cmd=login&languageCd=ENG&

Search the web (Babylon)

Go Translate Free PC scan Babylon Mobile Games Get Media Player Plugin




# NWFP University of Engineering and Technology Peshawar

### Campus Solutions

User ID: 09PWLE0091

Password: .....

Sign In






Striving for the highest level of engineering excellence

Step-2



U.E.T.P

**Menu**   

Search:  

▶ Hostel Management System

▶ Self Service

▶ Set Up SACR

— [Change My Password](#)

Step-3



U.E.T.P

**Menu**

Search:

- ▼ **Hostel Management System**
  - ▷ Notice Board
  - ▷ Requests/Complaints
  - ▷ Student Admission Application
- ▷ Self Service
- ▷ Set Up SACR
- ← [Change My Password](#)

[Home](#) | [Sign out](#)

[Main Menu >](#)

## Hostel Management System

Hostel Management System

<div><a href="#">Notice Board</a></div> <div>Notice Board<ul style="list-style-type: none"><li> <a href="#">General Notice Board</a></li><li> <a href="#">Mess Notice Board</a></li></ul></div>	<div><a href="#">Requests/Complaints</a></div> <div><ul style="list-style-type: none"><li> <a href="#">Enter Request/Complaint</a></li><li> <a href="#">Find Request Status</a></li></ul></div>	<div><a href="#">Student Admission Application</a></div> <div><ul style="list-style-type: none"><li> <a href="#">Search Application</a></li><li> <a href="#">Student Admission</a></li></ul></div>
----------------------------------------------------------------------------------------------------------------------------------------------------------------------------------------------------------------------------------------------------------------------------------------------------------------------------------------------------------------------------------------------------------------------------------------------------	----------------------------------------------------------------------------------------------------------------------------------------------------------------------------------------------------------------------------------------------------------------------------------------------------------------------------------------------------------------------------------------------------------------------------------------------------------	-------------------------------------------------------------------------------------------------------------------------------------------------------------------------------------------------------------------------------------------------------------------------------------------------------------------------------------------------------------------------------------------------------------------------------------------------------------

Step-4



U.E.T.P

**Menu**

Search:

»

Hostel Management System

- ▷ Notice Board
- ▷ Requests/Complaints

Student Admission Application

- [Search Application](#)
- **Student Admission**

Self Service

Set Up SACR

- [Change My Password](#)

## Student Admission

Add a New Value

Admission Request ID:

Add

## Step-5

**Menu**

Search:  

- Hostel Management System
  - Notice Board
  - Requests/Complaints
  - Student Admission Application
    - [Search Application](#)
    - Student Admission**
  - Self Service
  - Set Up SACR
  - [Change My Password](#)

### Student Hostel Application

Admission Request ID:

#### Hostel Application

*Student ID:	<input type="text" value="07PWAGR0542"/>	Name:	Shabeer Ahmad Shah
Gender:	Male	District:	D.I.Khan
Date:	<input type="text" value="05/17/2012"/>	Status:	Applicant 
Receipt No.:	<input type="text"/>	Address:	<input type="text" value="Khan Qahi Zai Paniala D.I Khan NWFP PAK"/>
Blood Group:	<input type="text"/>		
*Preferred Hostel ID:	<input type="text"/>	Hostel Name:	

Room Alloted:

#### Preference Information

Detail:

#### Allotment Information

Comments:

 Save

 Add